



Does not interfere with production

Toftejorg SaniMidget Retractor, A Retractable Rotary Spray Head

Application

The Toftejorg SaniMidget Retractor is a retractable version of the Toftejorg SaniMidget rotary spray head. The tank cleaning head is automatically retracted and isolated from contact with the tank or duct contents when cleaning is complete. Machine components that come in contact with cleaning media or product are designed to be self-draining and self-cleaning.

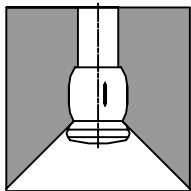
The device is for use in tanks, vessels, dryers, and ducts where internal components or geometry complicate the placement of permanently installed cleaning machines. It is suitable for storage tanks, reactors and mixing tanks between 0.1 and 10 m³ (27 to 2,700 US gallons).

Sizing/selection and installation drawing are available in Alfa Laval CAS tool for Tank cleaning equipment.

Working principle

The Toftejorg SaniMidget Retractor is available with two styles of retracting mechanisms: Pneumatic Driven, which uses air pressure to extend and retract the cleaning head, and Media Driven, which uses the pressure of the cleaning media to extend the cleaning head and an integrated spring to retract it. The cleaner head is driven by the media and starts rotating upon application of media flow, creating fans of fluid in a swirling pattern. The distribution pattern of the cleaner head generates a vibrating impact as well as cascading flow coverage of all internal surfaces of the tank.

Spray Pattern



270° up

Standard Design

The Toftejorg SaniMidget Retractor is available in three stroke lengths: 100 mm, 150 mm and 250 mm, in either pneumatic- or media-driven versions. As standard documentation, it can be supplied with a "Declaration of Conformity" for material specifications. Conformity of Declaration ATEX directive 94/9/EC available on request.

Materials

Product area:1.4404 (316L), PEEK*
 Non-product area:1.4301 (304), POM
 Sealing:EPDM

*Polymers FDA-approved 21 CFR § 177



Technical Data

Surface finish:	Product contact surfaces: Ra=0.8 µm
Weight:	See reverse page
Lubricant:	Self-lubricating with the cleaning media
Working pressure:2 - 5 bar (29 - 73 psi)
Recommended pressure:2 - 4 bar (29 - 58 psi)
Air supply pressure:2 - 5 bar (29 - 73 psi)
Air quality:	Clean, filtered max. 40 µm. Dry, dew point max. 10°
Max. working temperature:95 °C (203 °F)
Max. ambient temperature:150 °C (304 °F)
Wetting radius:	Max. 3.5 m (11 ft)
Impact cleaning radius:	Max. effective 1.7 m (5 ft)
Installation:	Please contact AL for installation of the tank cleaning machine

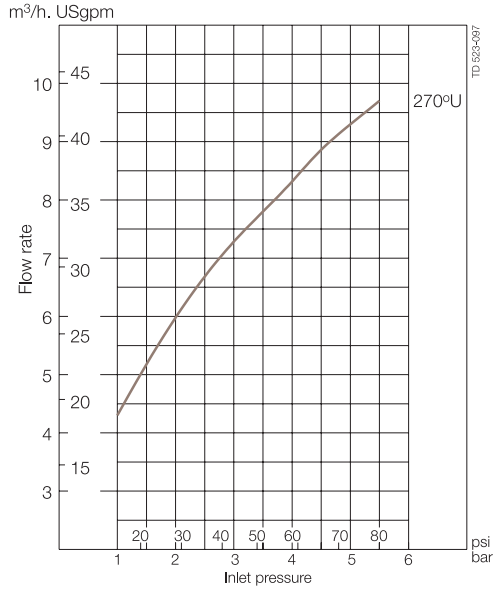
Certificate:

2.1

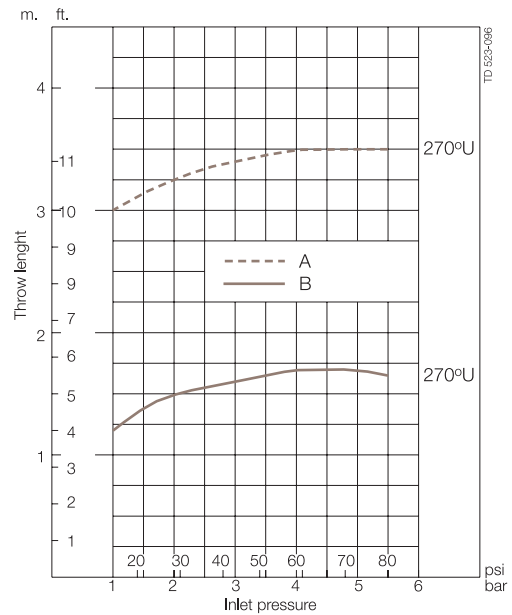
Ordering

Please specify required connections, material selection and type of certification required and confirm the application suitability.

Flow Rate



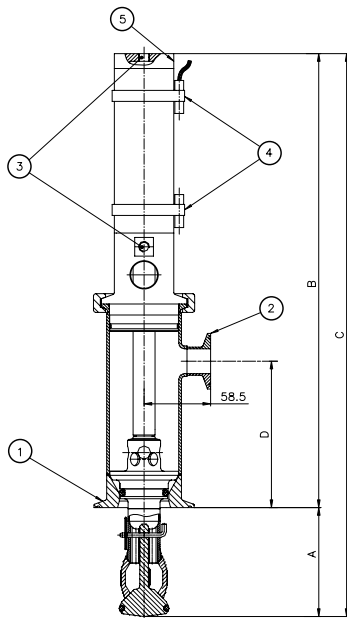
Cleaning Radius



A: Wetting

B: Impact cleaning

Dimensions (mm)



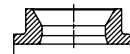


Pneumatic version

Stroke	A	B	C	D	Weight
100	100 (4)	410 (16)	510 (20)	133 (5)	5.0 kg (11.0 lbs)
150	150 (6)	510 (20)	660 (26)	183 (7)	5.5 kg (12.1 lbs)
250	250 (10)	710 (28)	960 (38)	283 (11)	6.4 kg (14.1 lbs)

Connections

- Tank connections
- Cleaning media
1" Clamp ISO 2852
- Air supply - pneumatic driven only
ISO 228-G 1/8
- Option
Magnetic sensor
- Adjustable valve - media driven only

TANK CONNECTION		
Clamp	Welded	Welded
		
3" Clamp ISO 2852	3" ISO 2037/US Ø76.1	DN80 DIN 11.850 Ø85

Media driven

Dimensions mm (inch)

Stroke	A	B	C	D	Weight
100	100 (4)	491 (19)	591 (23)	133 (5)	5.6 kg (12.4 lbs)
150	150 (6)	621 (24)	771 (30)	183 (7)	6.3 kg (13.9 lbs)
250	250 (10)	869 (34)	1,119 (44)	283 (11)	7.4 kg (16.3 lbs)

Options

- Hastelloy C22
- Alternative sealing component material
- Positioning sensors, which generate digital signals at the fully retracted or fully extended positions
- 3.1.B certificate for metallic parts available upon request

ESE00334ENUS 0705

The information contained herein is correct at the time of issue,
but may be subject to change without prior notice.

How to contact Alfa Laval

Contact details for all countries
are continually updated on our website.
Please visit www.alfalaval.com to
access the information direct.