



# Sanitary, Low-Flow Cleaning that meets 3-A standards

## Toftejorg SaniMidget SB Rotary Spray Head

### Application

The Alfa Laval Toftejorg SaniMidget SB Rotary Spray Head is with its 3-A logo, primarily designed for the dairy industry with respect to Self-Cleaning, Self-Draining and Inspectability. Its novel patented One-clip assembly offers easy installation, disassembly and inspection without compromising cleanability and drainability. The Toftejorg SaniMidget SB is an efficient replacement for the traditional Static Spray Ball as it offers liquid impact on the entire tank wall that lies within the spray pattern - a 270°U or a 360° pattern; both at a lower flow rate at equally low pressure.

### Working principle

The flow of cleaning media causes the head of the SaniMidget SB to rotate on a liquid film (Slide Bearing), with fans of water laid out in a swirling pattern on the entire perimeter within the spray pattern. This generates a vibrating impact in the impact zone and a dynamic cascading flow that covers all internal surfaces of the tank, vessel or reactor. The Self Cleaning feature is due to the unique design that includes cleaning of the down pipe.



### TECHNICAL DATA

Lubricant: . . . . . Lubrication by rinse/cleaning fluid  
 Wetting radius: . . . . . Max. 9.8 ft  
 Impact cleaning radius: . . . . . Max. 4.6 ft  
 Steam or gas (air): . . . . . Not supported - contact AL

### Pressure

Working pressure: . . . . . 14.5 - 43.5 PSI  
 Recommended pressure: . . . . . 29.0 PSI

### Spray Pattern



360°



270° up

### Standard Design

The Toftejorg SaniMidget SB can be supplied with 3.1 Certificates for metallic parts and 3-A Conformity\* on its plastic part.

\*Implies that the material complies FDA 21CFR.

Sizing/selection and installation drawing are available. Contact Alfa Laval for recommendations.

### Certificates

2.2 Material Certificate included, 3.1 Material Certification as add-on.

### PHYSICAL DATA

#### Materials

Metallic parts: . . . . . AISI 316L  
 Non-metallic parts: . . . . . PEEK 450G  
 Standard Surface finish: . . . . . Ra 32 µin

#### Temperature

Max. working temperature: . . . . . 203°F  
 Max. ambient temperature: . . . . . 302°F

#### Weight

1": . . . . . 0.44 lbs  
 1½": . . . . . 0.97 lbs

#### Connections

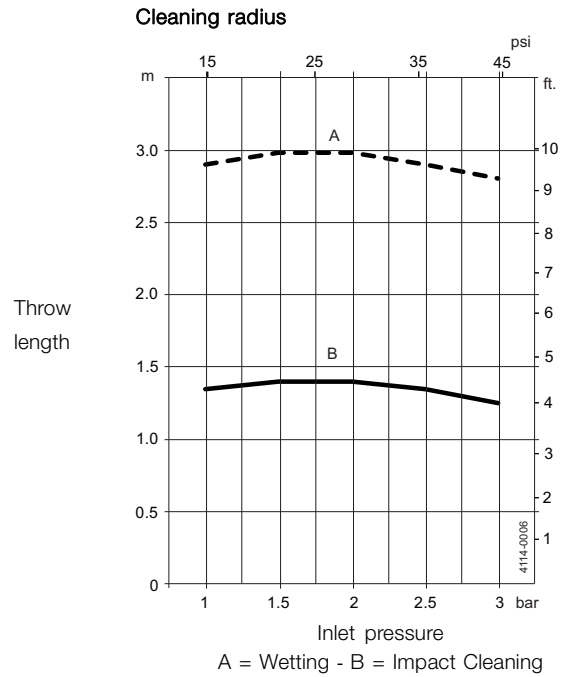
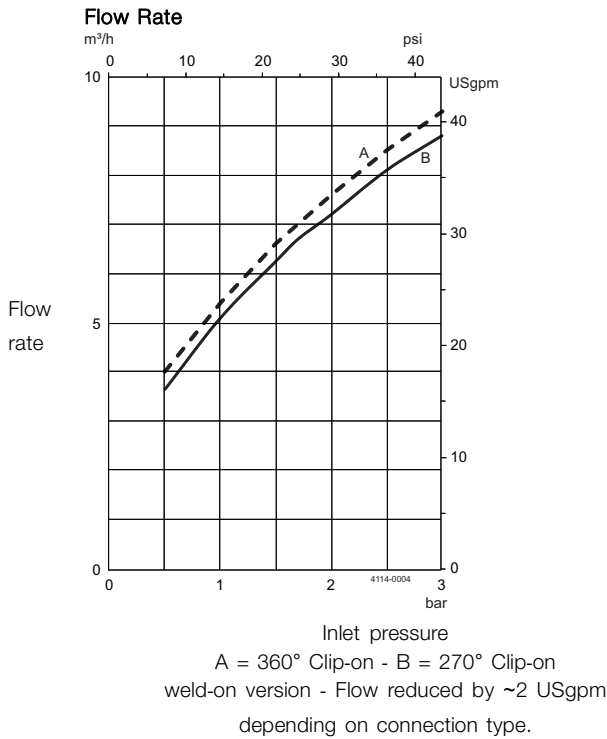
Clip-on: . . . . . 1" BPE US, 1½" BPE US, 1½" ISO 2037  
 Weld-on: . . . . . 1" ISO\*, 1" BPE US\*, DN25 DIN 11850-R1\*

#### Clip

Easy-on/off clip (0.157 inch)

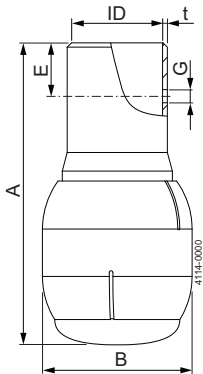
Clip needed for both clip-on and weld-on versions to assemble the machine.

**Recommended tank size:** . . . . . 2.000-6.000 US Gallons

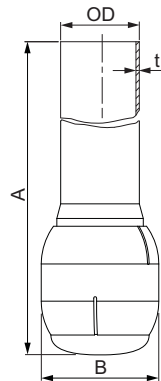


**Note:** The inlet pressure has been taken immediately before the inlet to the machine. In order to achieve the performance indicated on the curves, the pressure drop in the supply lines between pump and machine must be taken in consideration and the water temperature during testing was approx. 68°F.

**Clip-on**



**Weld-on**



**Dimensions (inch)**

Type	A	B	G	E	ID	OD	t	ø-Clip
Clip-on 1" BPE US	3.34"	ø1.65"	ø0.16"	0.59"	ø1.01"			ø0.157"
Clip-on 1½" BPE US	4.66"	ø2.15"	ø0.16"	1"	ø1.51"			ø0.157"
Weld-on** 1" ISO2037	4.13"	ø1.65"				ø0.98"	0.05"	
Weld-on** 1" BPE US	4.13"	ø1.65"				ø1"	0.06"	
Weld-on** DN25 DIN Range 1	3.34"	ø1.65"				ø1.11"	0.05"	

\*\* Weld-on version only meets the requirements of the 3-A Sanitary Standard 78-01 if installed according to the user manual.

Alfa Laval reserves the right to change specifications without prior notification. ALFA LAVAL is a trademark registered and owned by Alfa Laval Corporate AB.

**How to contact Alfa Laval**

Contact details for all countries are continually updated on our website. Please visit [www.alfalaval.us](http://www.alfalaval.us) to access the information direct.